

Adult Pre-Arrest Diversion (APAD)
FY 17 Q-1 Statistical Report
October 17, 2016 - December 31, 2016



Pinellas County Sheriff's Office
Sheriff Bob Gualtieri

TABLE OF CONTENTS

1.	DEFINITIONS	17.	BAY PINES VA POLICE DEPARTMENT
2.	OVERVIEW OF AGENCY ACTIVITY	30.	BELLEAIR POLICE DEPARTMENT
3.	PARTICIPANT HOME ADDRESS / ZIP CODE	43.	CLEARWATER POLICE DEPARTMENT
4.	RACE SCREENED CANDIDATES	56.	GULFPORT POLICE DEPARTMENT
5.	GENDER SCREENED CANDIDATES	69.	INDIAN SHORES POLICE DEPARTMENT
6.	ELIGIBLE OFFENSES	82.	KENNETH CITY POLICE DEPARTMENT
7.	LAW ENFORCEMENT ACTIVITY BY OFFENSE	95.	LARGO POLICE DEPARTMENT
8.	REFERRAL BY OFFENSE	108.	PINELLAS COUNTY SCHOOLS POLICE
9.	ARREST BY OFFENSE	121.	PINELLAS COUNTY SHERIFF'S OFFICE
10.	NOTICE TO APPEAR BY OFFENSE	134.	PINELLAS PARK POLICE DEPARTMENT
11.	MARIJUANA OFFENSE COMPARISON	147.	ST. PETERSBURG POLICE DEPARTMENT
12.	REASONS FOR INELIGIBILITY	160.	TARPON SPRINGS POLICE DEPARTMENT
13.	COMMUNITY SERVICE HOURS	173.	TREASURE ISLAND POLICE DEPARTMENT
14.	RESTITUTION	186.	USF - ST. PETERSBURG POLICE DEPARTMENT
15.	SUCCESSFUL PROGRAM COMPLETIONS		
16.	UNSUCCESSFUL PROGRAM COMPLETIONS		

DEFINITIONS

The following terms are utilized for the purposes of this report:

Accepted

Any person who meets all established criteria and is diverted for eligible offense(s).

Arrest

Any person charged with an eligible offense, transported to the Pinellas County Jail and screened by APAD staff during the pre-booking process.

Community Service

Program sanction that requires accepted participants to complete work at a verified 501(c)(3) not-for-profit organization.

Ineligible

Any person referred by law enforcement or screened by APAD staff whose criminal history does not allow for participation and/or meet the established program criteria.

Law Enforcement

Any Notice of Referral by certified law enforcement within Pinellas County.

Notice to Appear (NTA)

A written order issued by law enforcement in lieu of physical arrest requiring a person accused of violating the law to appear in a designated court. NTA's are intercepted and screened by APAD staff prior to case assignment.

Notice of Referral

In lieu of being arrested and transported to jail, an individual with an eligible offense(s) is provided a Notice of Referral by law enforcement with reporting instructions.

Permanently Ineligible

Any person who fails to complete any program requirement or otherwise does not meet program eligibility criteria.

Restitution

The financial act of re-payment for loss or damages.

Screened

A process by which a person with only an eligible offense(s) is considered for participation. This process includes a review of subject's prior criminal history, ties to the community as well as the person's willingness to participate.

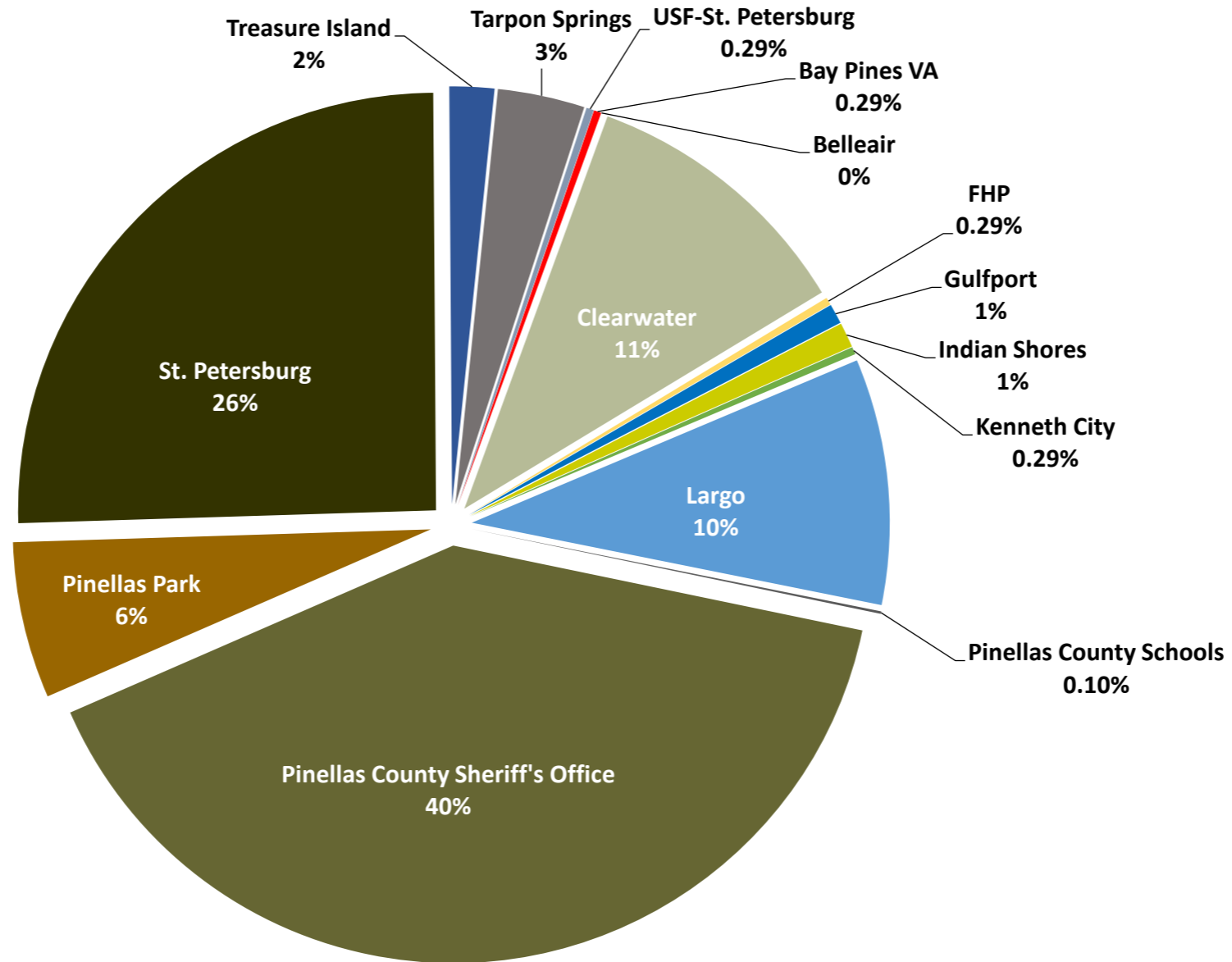
Successful Program Completion

Any accepted participant who completes all program requirements.

Unsuccessful Program Completion

Any accepted participant who is non-compliant with any program requirement and deemed permanently ineligible.

OVERVIEW OF ACTIVITY (ALL AGENCIES) OCTOBER 17, 2016 - DECEMBER 31, 2016



This chart represents each agencies' involvement to include Arrests, Notice of Referrals and Notice to Appear of the 1,040 screened candidates.

PARTICIPANT HOME ADDRESS / ZIP CODE (ALL AGENCIES)

ADDRESSES			
LOCATION	CITY	UNINCORPORATED	TOTAL
ST. PETERSBURG	97	22	119
CLEARWATER	46	13	59
LARGO	27	17	44
PALM HARBOR	0	25	25
PINELLAS PARK	19	1	20
DUNEDIN	10	3	13
SEMINOLE	5	8	13
TARPON SPRINGS	10	2	12
OLDSMAR	6	4	10
ST. PETE BEACH	6	N/A	6
GULFPORT	6	N/A	6
MADEIRA BEACH	4	N/A	4
SAFETY HARBOR	3	N/A	3
KENNETH CITY	3	N/A	3
TIERRA VERDE	0	2	2
TREASURE ISLAND	2	N/A	2
BELLEAIR BLUFFS	1	N/A	1
INDIAN ROCKS BEACH	1	N/A	1
REDINGTON BEACH	1	N/A	1
PASADENA	0	1	1
BELLEAIR	1	N/A	1
SUBTOTAL	248	98	346
OTHER*			62
TOTAL			408

The table above shows where the APAD participants live and compares municipalities to respective unincorporated areas.

*Other includes: no address, listed as transient or lives outside Pinellas County where the address could not be validated by the geo-coding software.

ZIP CODES								
LOCATION	ZIPCODE	COUNT	CITY	ZIPCODE	COUNT	CITY	ZIPCODE	COUNT
ST. Petersburg	33712	22	Oldsmar	34677	9	Clearwater	33759	4
Pinellas Park	33781	17	St. Pete Beach	33706	7	Seminole	33777	4
St. Petersburg	33705	16	Gulfport	33707	7	Palm Harbor	34684	4
Clearwater	33756	16	St. Petersburg	33713	7	Seminole	33776	3
Palm Harbor	34683	15	Clearwater	33765	7	Pinellas Park	33782	3
St. Petersburg	33711	14	St. Petersburg	33702	6	St. Petersburg	33704	2
Largo	33770	14	St. Petersburg	33703	6	Tierra Verde	33715	2
St. Petersburg	33714	13	Seminole	33772	6	Clearwater	33761	2
Largo	33771	13	Largo	33773	6	Clearwater	33767	2
Dunedin	34698	13	Largo	33774	6	Safety Harbor	34695	2
St. Petersburg	33709	12	Madeira Beach	33708	5	St Pete Beach	33606	1
Tarpon Springs	34689	12	Clearwater	33760	5	Largo	33744	1
St. Petersburg	33710	11	Clearwater	33763	5	Indian Rocks Beach	33785	1
Clearwater	33755	10	Largo	33778	5	Palm Harbor	34584	1
St. Petersburg	33701	9	Palm Harbor	34685	5	Oldsmar	34667	1
Clearwater	33764	9	St. Petersburg	33716	4	Safety Harbor	34696	1

The table above lists where accepted APAD participants live ranked by zip code volume.

RACE SCREENED CANDIDATES (ALL AGENCIES)

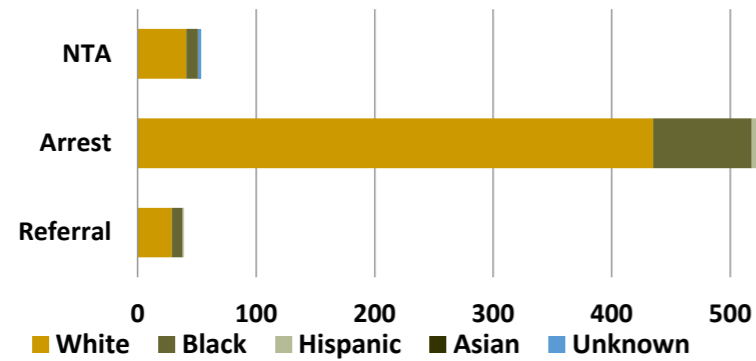
Ineligible

	Referral	Arrest	NTA	Total	
White	29	435	41	505	80%
Black	9	83	10	102	16%
Hispanic	1	18	0	19	3%
Asian	0	4	0	4	1%
Unknown	0	0	2	2	0.3%
Total	39	540	53	632	
	6%	85%	8%	100%	

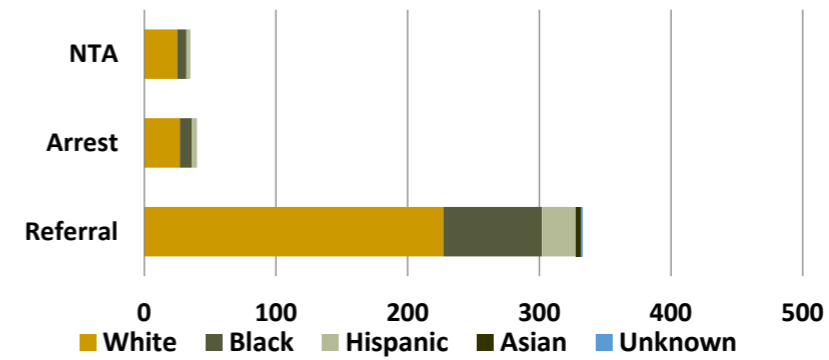
Total - 1040

Accepted

	Referral	Arrest	NTA	Total	
White	227	27	25	279	68%
Black	75	9	7	91	22%
Hispanic	26	4	3	33	8%
Asian	4	0	0	4	1%
Unknown	1	0	0	1	0.2%
Total	333	40	35	408	
	82%	10%	9%	100%	



61% of all screened were ineligible.



39% of all screened were accepted.

GENDER SCREENED CANDIDATES (ALL AGENCIES)

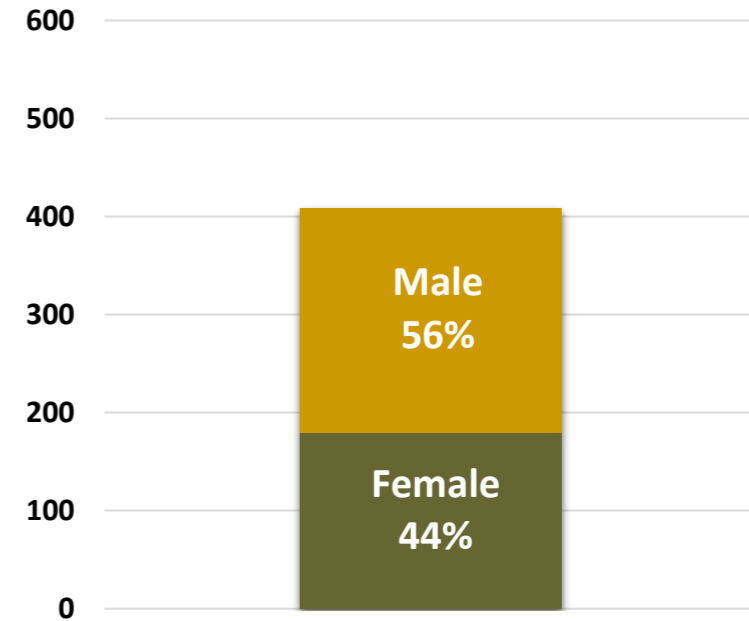
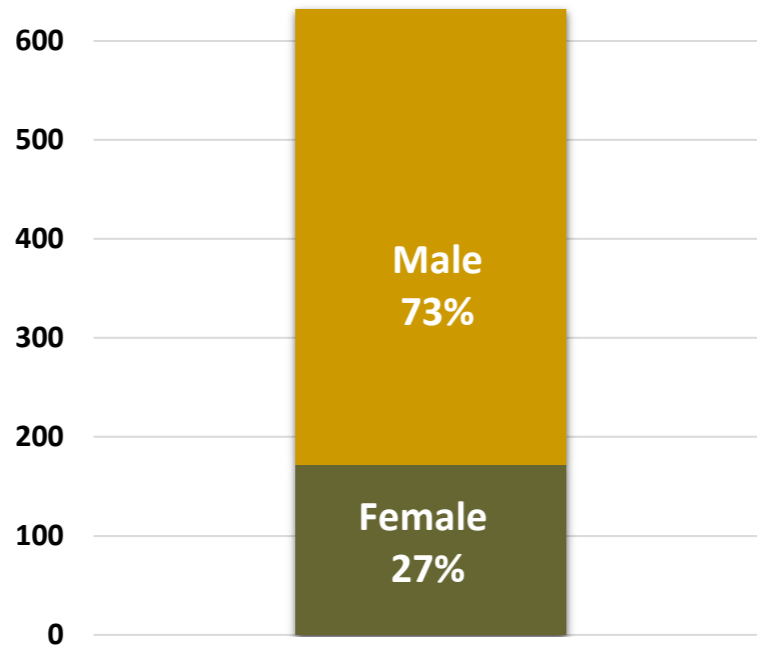
Ineligible

Female	Male	Total
172	460	632

Total - 1040

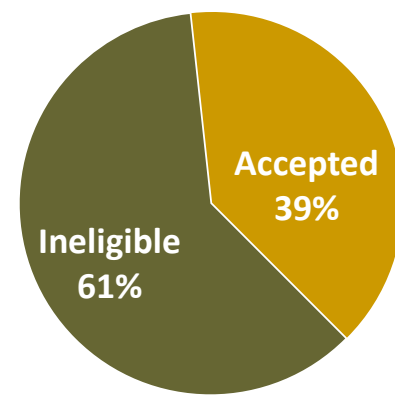
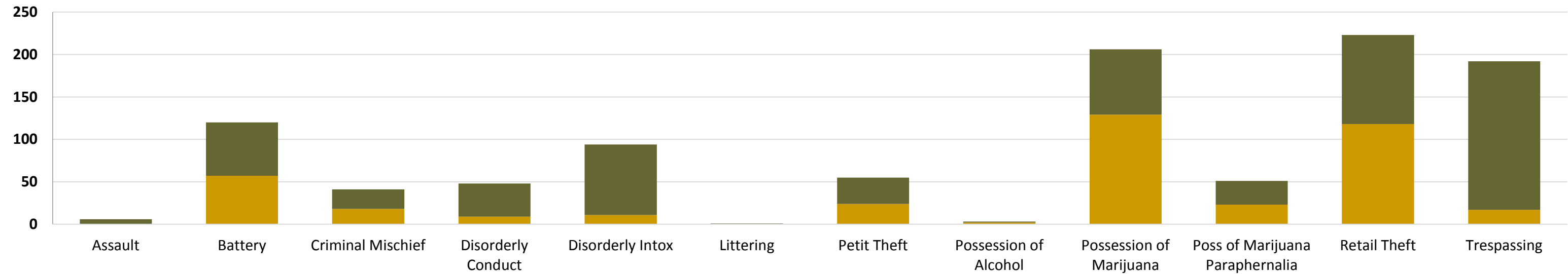
Accepted

Female	Male	Total
179	229	408



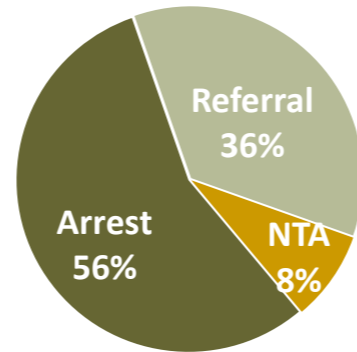
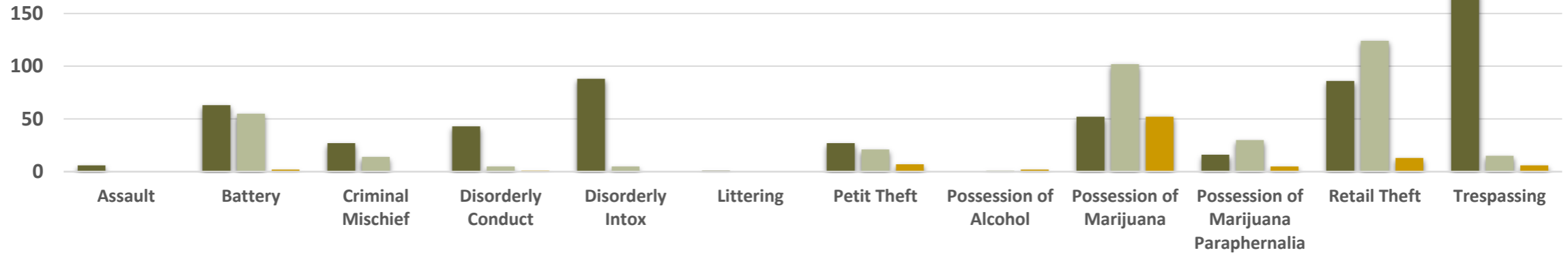
ELIGIBLE OFFENSES (ALL AGENCIES)

Offense	Ineligible		Accepted		Total	
Assault	6	1%	0	0%	6	1%
Battery	63	10%	57	14%	120	12%
Criminal Mischief	23	4%	18	4%	41	4%
Disorderly Conduct	39	6%	9	2%	48	5%
Disorderly Intox	83	13%	11	3%	94	9%
Littering	1	0.2%	0	0%	1	0.1%
Petit Theft	31	5%	24	6%	55	5%
Possession of Alcohol	1	0.2%	2	0.5%	3	0.3%
Possession of Marijuana	77	12%	129	32%	206	20%
Poss of Marijuana Paraphernalia	28	4%	23	6%	51	5%
Retail Theft	105	17%	118	29%	223	21%
Trespassing	175	28%	17	4%	192	18%
Total	632	100%	408	100%	1040	100%



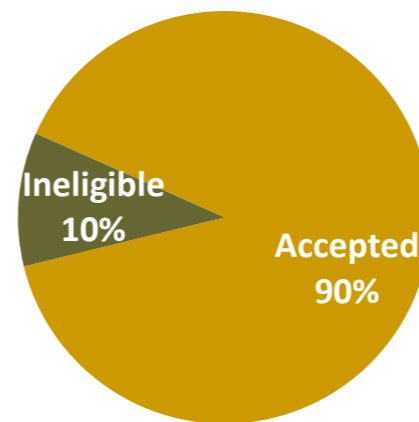
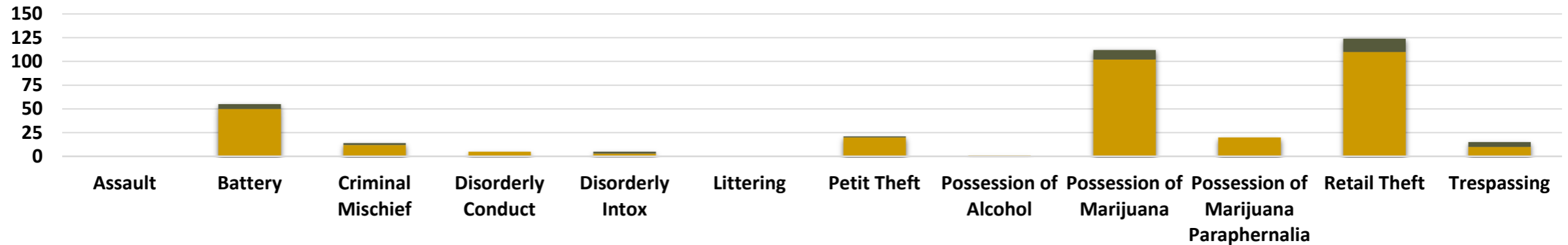
LAW ENFORCEMENT ACTIVITY BY OFFENSE (ALL AGENCIES)

	Assault	Battery	Criminal Mischief	Disorderly Conduct	Disorderly Intox	Littering	Petit Theft	Possession of Alcohol	Possession of Marijuana	Possession of Marijuana Paraphernalia	Retail Theft	Trespassing	Total	
Arrest	6	63	27	43	88	1	27	0	52	16	86	171	580	56%
Referral	0	55	14	5	5	0	21	1	102	30	124	15	372	36%
NTA	0	2	0	1	0	0	7	2	52	5	13	6	88	8%
Total	6	120	41	49	93	1	55	3	206	51	223	192	1040	100%
	1%	12%	4%	5%	9%	0.1%	5%	0.3%	20%	5%	21%	18%		



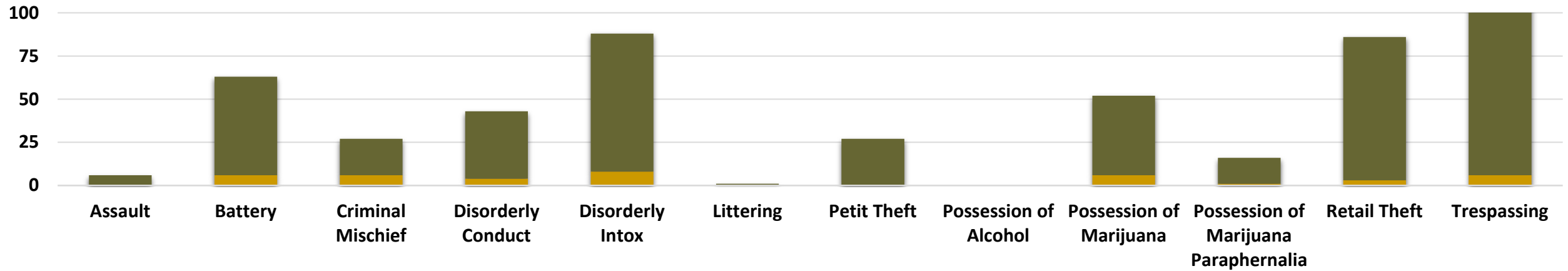
REFERRAL BY OFFENSE - LAW ENFORCEMENT (ALL AGENCIES)

	Assault	Battery	Criminal Mischief	Disorderly Conduct	Disorderly Intox	Littering	Petit Theft	Possession of Alcohol	Possession of Marijuana	Possession of Marijuana Paraphernalia	Retail Theft	Trespassing	Total	
Accepted	0	50	12	5	3	0	20	1	102	20	110	10	333	90%
Ineligible	0	5	2	0	2	0	1	0	10	0	14	5	39	10%
Total	0 0%	55 15%	14 4%	5 1%	5 1%	0 0%	21 6%	1 0.3%	112 30%	20 5%	124 33%	15 4%	372	100%



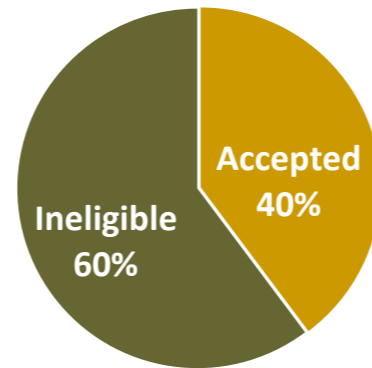
ARREST BY OFFENSE - APAD REVIEW PRE-BOOKING (ALL AGENCIES)

	Assault	Battery	Criminal Mischief	Disorderly Conduct	Disorderly Intox	Littering	Petit Theft	Possession of Alcohol	Possession of Marijuana	Possession of Marijuana Paraphernalia	Retail Theft	Trespassing	Total	
Accepted	0	6	6	4	8	0	0	0	6	1	3	6	40	7%
Ineligible	6	57	21	39	80	1	27	0	46	15	83	165	540	93%
Total	6 1%	63 11%	27 5%	43 7%	88 15%	1 0.2%	27 5%	0 0%	52 9%	16 3%	86 15%	171 29%	580	100%

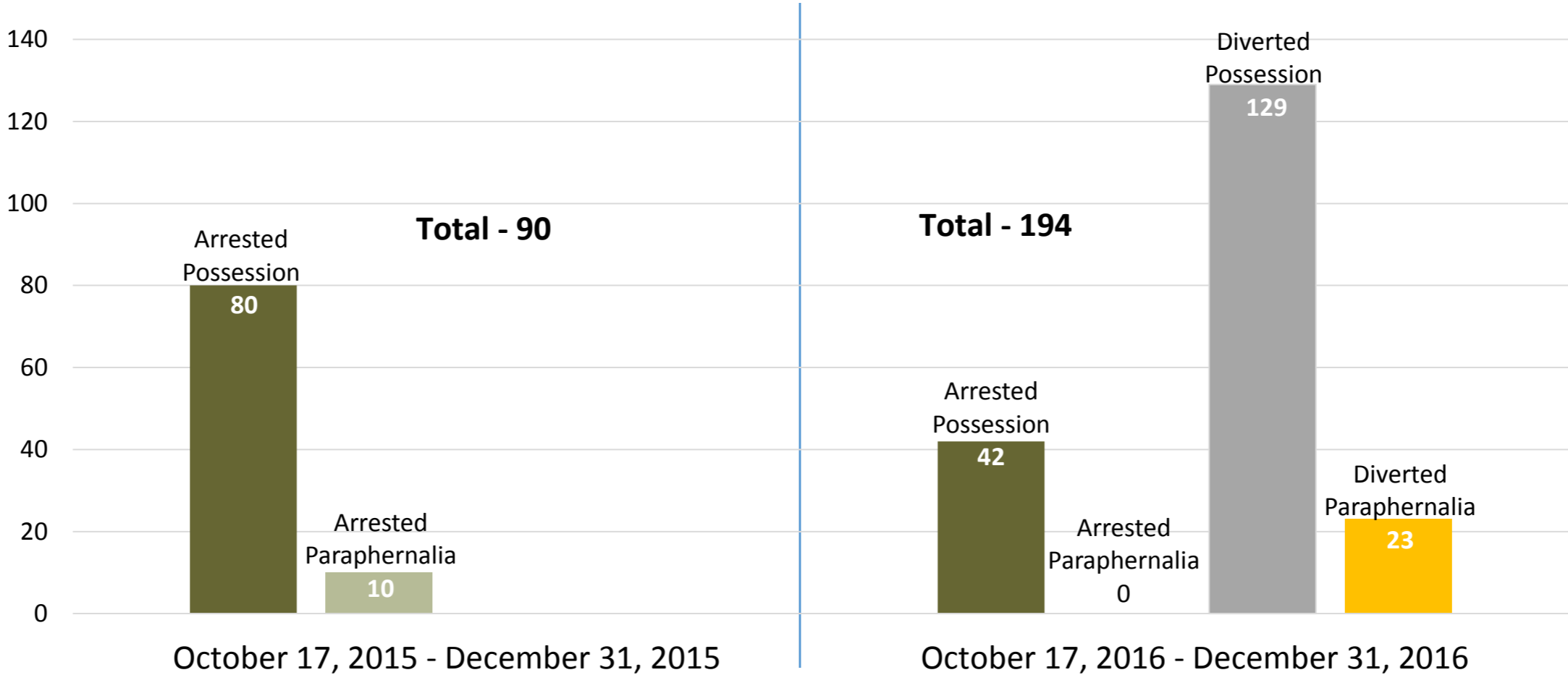


NOTICE TO APPEAR BY OFFENSE - APAD REVIEW PRE-CASE ASSIGNMENT (ALL AGENCIES)

	Assault	Battery	Criminal Mischief	Disorderly Conduct	Disorderly Intox	Littering	Petit Theft	Possession of Alcohol	Possession of Marijuana	Possession of Marijuana Paraphernalia	Retail Theft	Trespassing	Total	
Accepted	0	1	0	0	0	0	4	1	21	2	5	1	35	40%
Ineligible	0	1	0	0	1	0	3	1	31	3	8	5	53	60%
Total	0	2	0	0	1	0	7	2	52	5	13	6	88	100%
	0%	2%	0%	0%	1%	0%	8%	2%	59%	6%	15%	7%		



MARIJUANA RELATED OFFENSE COMPARISON (OCTOBER 17 - DECEMBER 31, 2015/2016)



This chart compares individuals with only marijuana related offenses during a specific date range in 2015 and 2016.

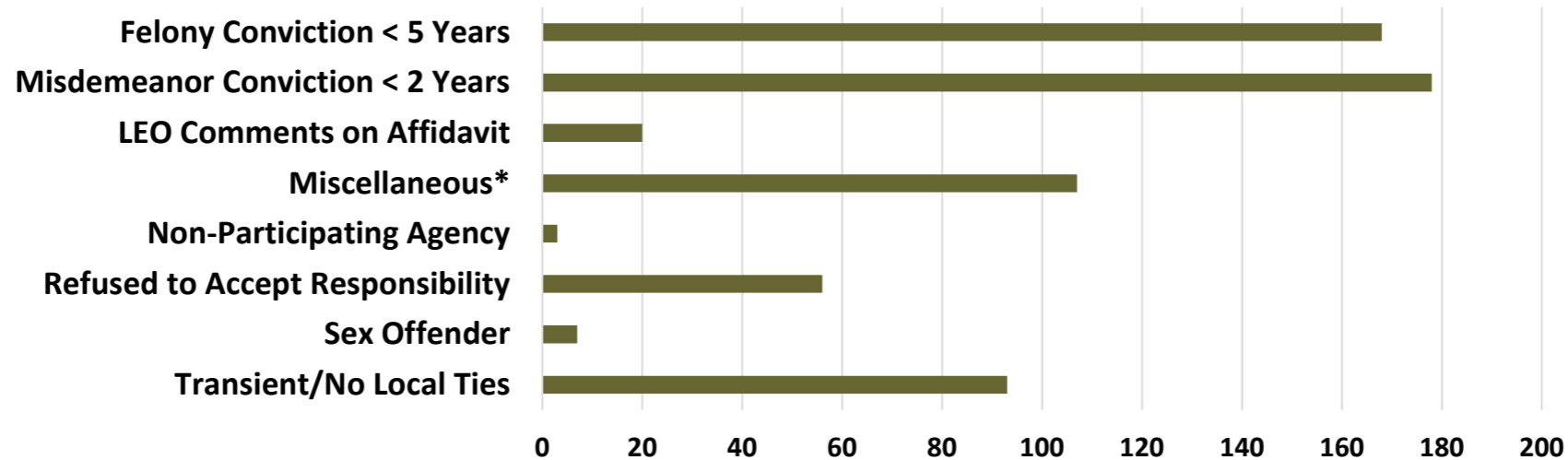
Between October 17, 2015 - December 31, 2015, 90 individuals were booked into jail specifically for marijuana related offenses.

Between October 17, 2016 - December 31, 2016, 194 individuals were screened for eligible marijuana related offenses representing an overall increase of 116%.

Of the 194 individuals, 42 or 22% did not qualify for diversion and were booked into jail, while 152 or 78% were successfully diverted.

REASONS FOR INELIGIBILITY (ALL AGENCIES)

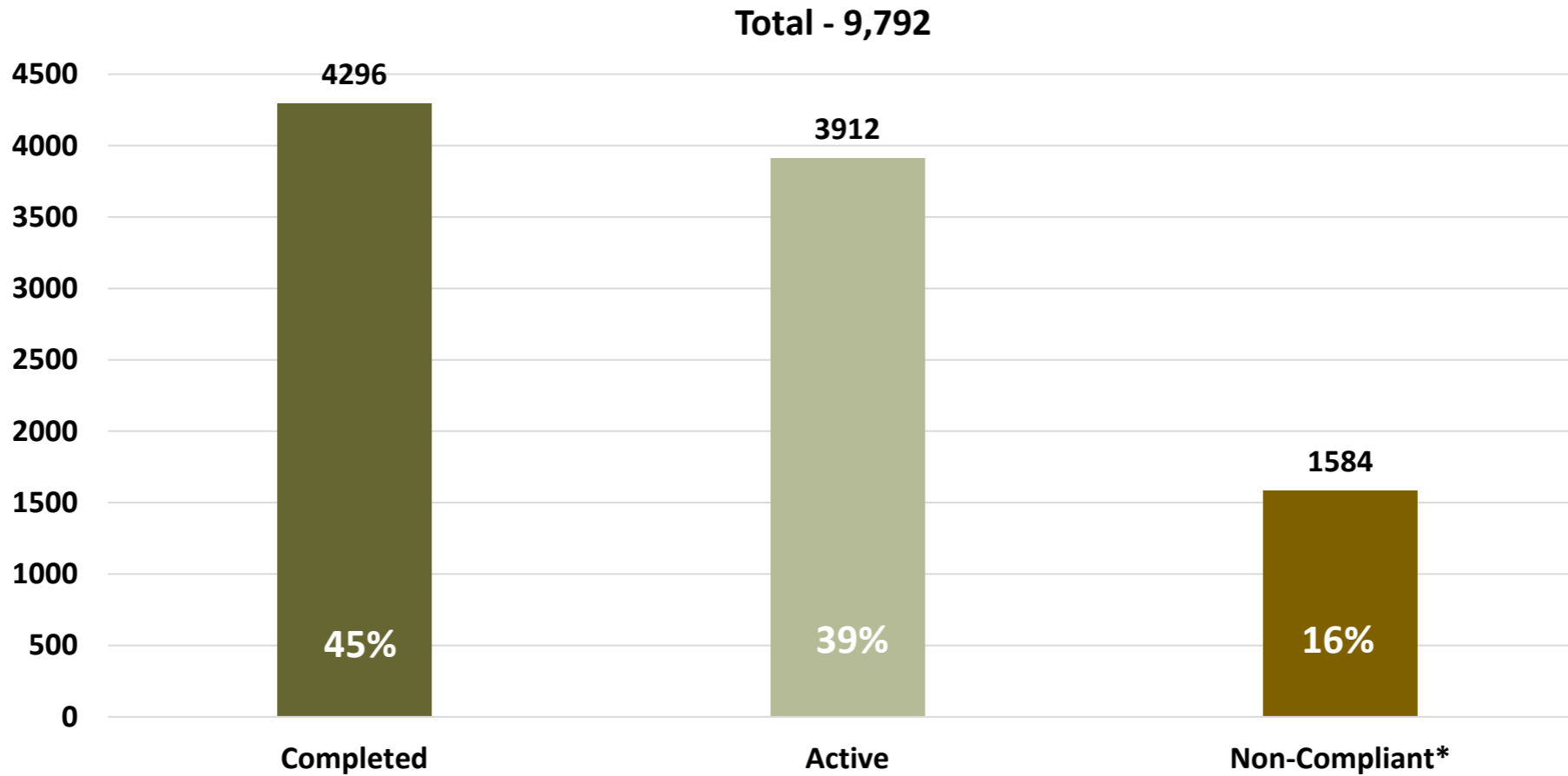
Felony Conviction < 5 Years	168	27%
Misdemeanor Conviction < 2 Years	178	28%
LEO Comments on Affidavit	20	3%
Miscellaneous*	107	17%
Non-Participating Agency	3	0.5%
Refused to Accept Responsibility	56	9%
Sex Offender	7	1%
Transient/No Local Ties	93	15%
Total	632	100%



*Includes: addition of ineligible offense, warrants, extensive criminal history, unable to establish contact with information provided on referral/NTA.

COMMUNITY SERVICE HOURS (ALL AGENCIES)

Completed	4368
Active	3840
Non-Compliant*	1584
Total	9792



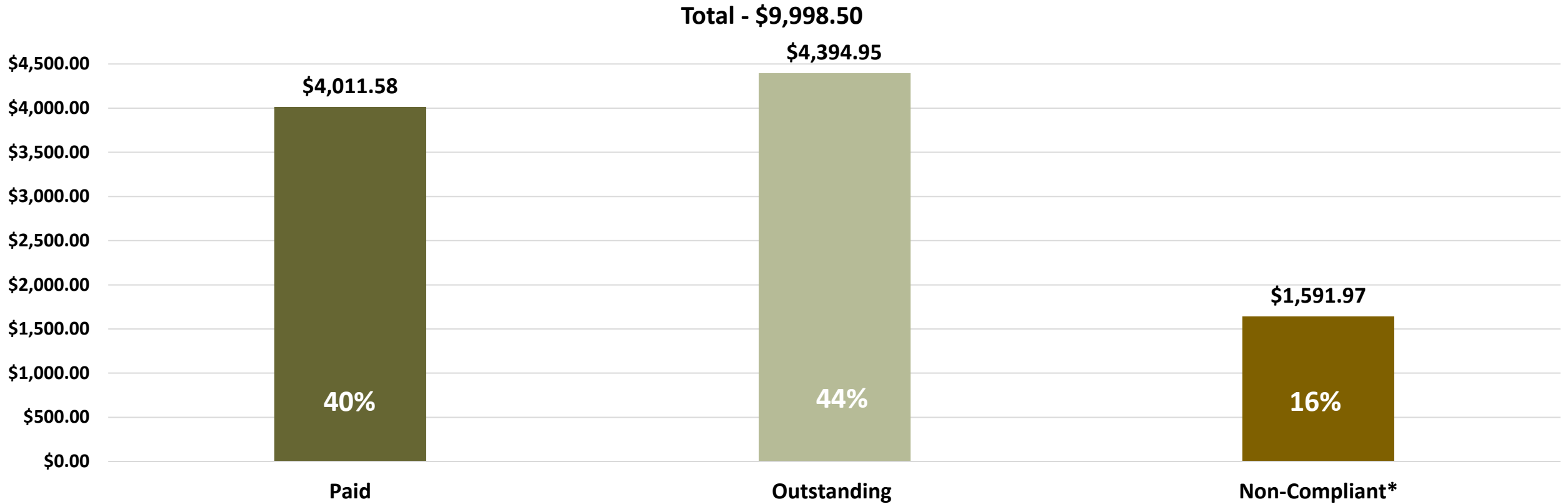
* 66 participants failed to complete their 24 hours of community service and are now permanently ineligible.

RESTITUTION (ALL AGENCIES)

Battery	2	\$120.00	3%
Criminal Mischief	8	\$2,475.00	62%
Petit Theft	4	\$509.32	13%
Retail Theft	13	\$907.26	23%
Total	27	\$4,011.58	100%

Criminal Mischief	4	\$1,950.00	44%
Petit Theft	2	\$438.85	10%
Retail Theft	13	\$2,006.10	46%
Total	19	\$4,394.95	100%

Criminal Mischief	4	\$800.00	50%
Petit Theft	3	\$122.36	8%
Retail Theft	10	\$669.61	42%
Total	17	\$1,591.97	100%

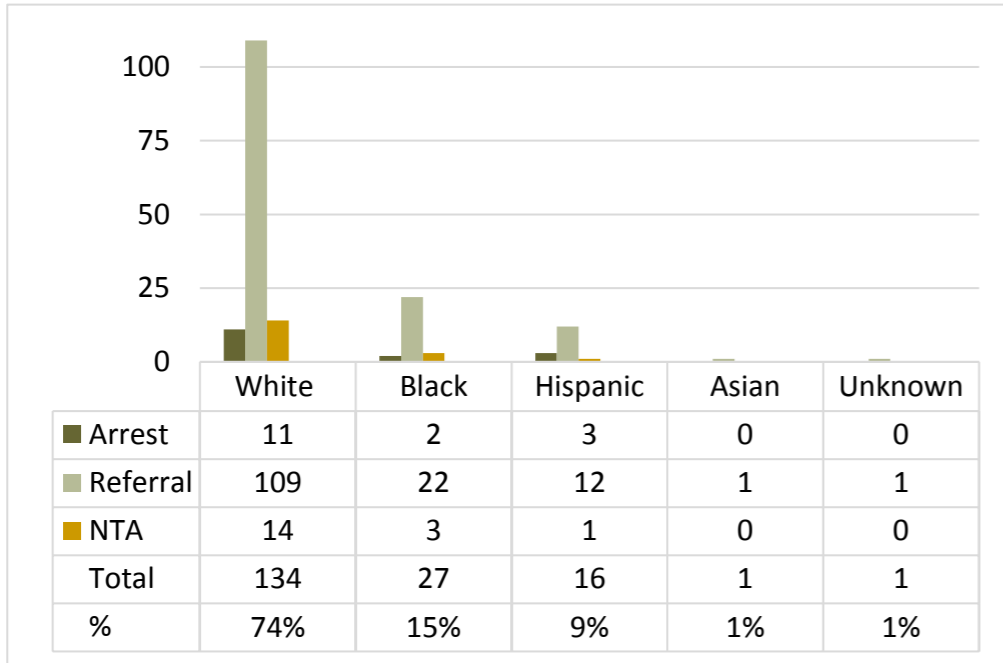


*Failed to complete restitution, participant now permanently ineligible.

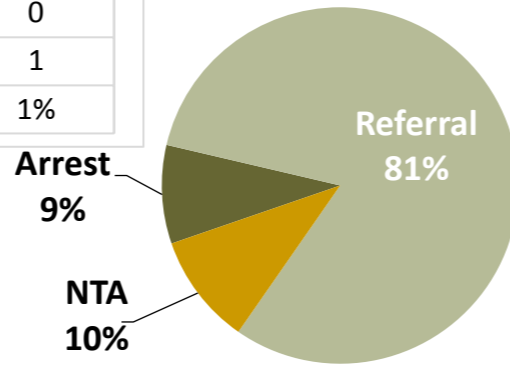
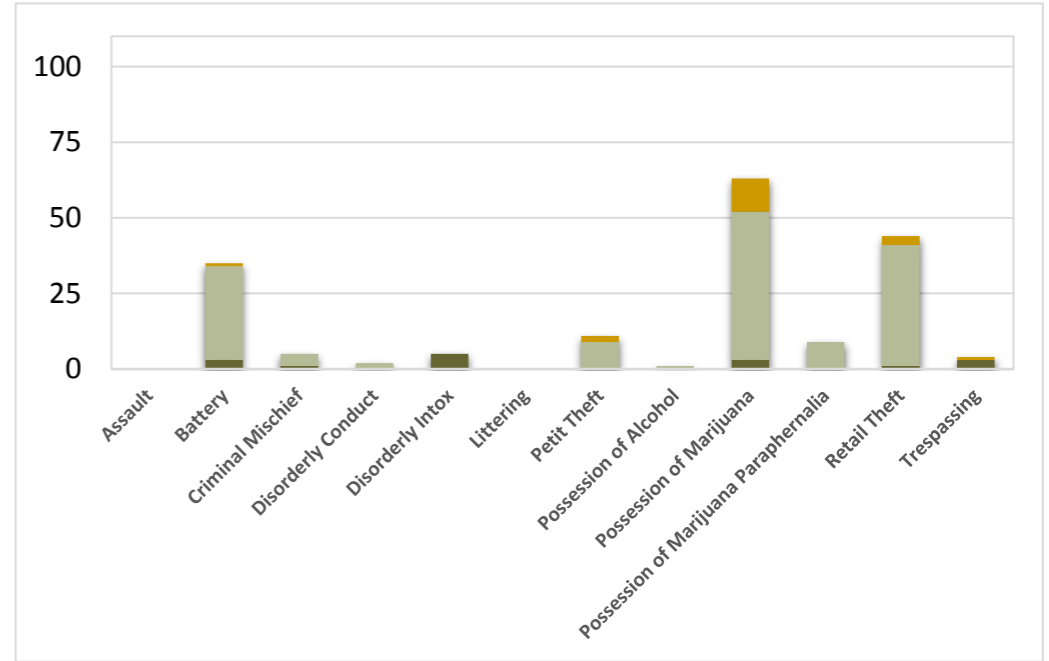
\$250 was the largest single amount not paid by a non-compliant participant (Criminal Mischief).

SUCCESSFUL PROGRAM COMPLETIONS (ALL AGENCIES)

	Assault	Battery	Criminal Mischief	Disorderly Conduct	Disorderly Intox	Littering	Petit Theft	Possession of Alcohol	Possession of Marijuana	Possession of Marijuana Paraphernalia	Retail Theft	Trespassing	Total	
Arrest	0	3	1	0	5	0	0	0	3	0	1	3	16	9%
Referral	0	31	4	2	0	0	9	1	49	9	40	0	145	81%
NTA	0	1	0	0	0	0	2	0	11	0	3	1	18	10%
Total	0	35	5	2	5	0	11	1	63	9	44	4	179	100%
	0%	20%	3%	1%	3%	0%	6%	1%	35%	5%	25%	2%		

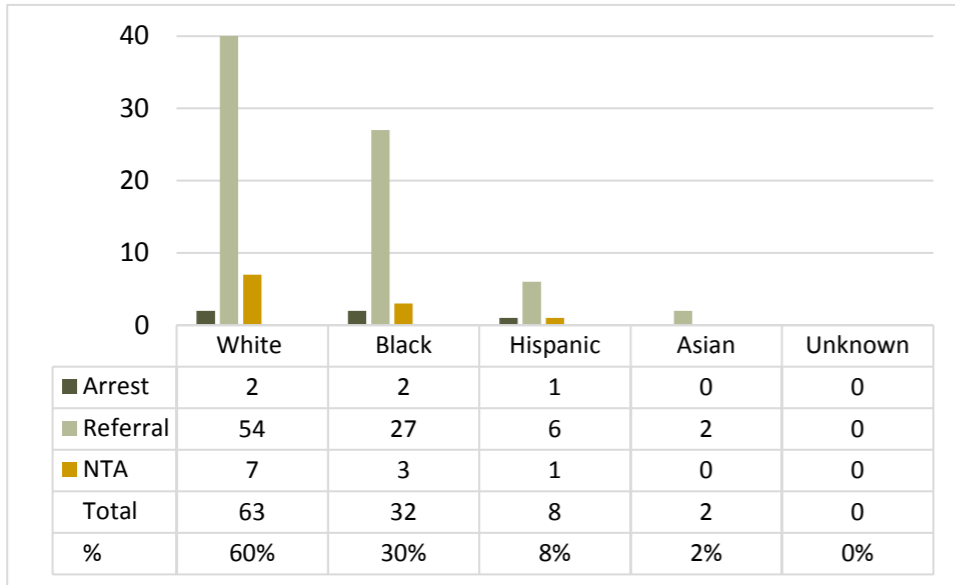


Total - 179



UNSUCCESSFUL PROGRAM COMPLETIONS DUE TO NON-COMPLIANCE (ALL AGENCIES)

	Assault	Battery	Criminal Mischief	Disorderly Conduct	Disorderly Intox	Littering	Petit Theft	Possession of Alcohol	Possession of Marijuana	Possession of Marijuana Paraphernalia	Retail Theft	Trespassing	Total	
Arrest	0	1	1	0	0	0	0	0	1	1	0	1	5	5%
Referral	0	9	5	0	2	0	6	0	25	3	30	9	89	85%
NTA	0	0	0	0	0	0	2	1	4	2	2	0	11	10%
Total	0	10	6	0	2	0	8	1	30	6	32	10	105	100%
	0%	10%	6%	0%	2%	0%	8%	1%	29%	6%	30%	10%		



Total - 105

