

Adult Pre-Arrest Diversion (APAD)

FY 17 Q-3 Statistical Report

April 1, 2017 - June 30, 2017



Pinellas County Sheriff's Office

Sheriff Bob Gualtieri

TABLE OF CONTENTS

1.	DEFINITIONS	17.	BAY PINES VA POLICE DEPARTMENT
2.	OVERVIEW OF AGENCY ACTIVITY	30.	BELLEAIR POLICE DEPARTMENT
3.	PARTICIPANT HOME ADDRESS / ZIP CODE	43.	CLEARWATER POLICE DEPARTMENT
4.	RACE SCREENED CANDIDATES	56.	GULFPORT POLICE DEPARTMENT
5.	GENDER SCREENED CANDIDATES	69.	INDIAN SHORES POLICE DEPARTMENT
6.	ELIGIBLE OFFENSES	82.	KENNETH CITY POLICE DEPARTMENT
7.	LAW ENFORCEMENT ACTIVITY BY OFFENSE	95.	LARGO POLICE DEPARTMENT
8.	REFERRAL BY OFFENSE	108.	PINELLAS COUNTY SCHOOLS POLICE
9.	ARREST BY OFFENSE	121.	PINELLAS COUNTY SHERIFF'S OFFICE
10.	NOTICE TO APPEAR BY OFFENSE	134.	PINELLAS PARK POLICE DEPARTMENT
11.	MARIJUANA OFFENSE COMPARISON	147.	ST. PETERSBURG POLICE DEPARTMENT
12.	REASONS FOR INELIGIBILITY	160.	TARPON SPRINGS POLICE DEPARTMENT
13.	COMMUNITY SERVICE HOURS	173.	TREASURE ISLAND POLICE DEPARTMENT
14.	RESTITUTION	186.	USF - ST. PETERSBURG POLICE DEPARTMENT
15.	SUCCESSFUL PROGRAM COMPLETIONS		
16.	UNSUCCESSFUL PROGRAM COMPLETIONS		

DEFINITIONS

The following terms are utilized for the purposes of this report:

Accepted

Any person who meets all established criteria and is diverted for eligible offense(s).

Arrest

Any person charged with an eligible offense, transported to the Pinellas County Jail and screened by APAD staff during the pre-booking process.

Community Service

Program sanction that requires accepted participants to complete work at a verified 501(c)(3) not-for-profit organization.

Ineligible

Any person referred by law enforcement or screened by APAD staff whose criminal history does not allow for participation and/or meet the established program criteria.

Law Enforcement

Any Notice of Referral by certified law enforcement within Pinellas County.

Notice to Appear (NTA)

A written order issued by law enforcement in lieu of physical arrest requiring a person accused of violating the law to appear in a designated court. NTA's are intercepted and screened by APAD staff prior to case assignment.

Notice of Referral

In lieu of being arrested and transported to jail, an individual with an eligible offense(s) is provided a Notice of Referral by law enforcement with reporting instructions.

Permanently Ineligible

Any person who fails to complete any program requirement or otherwise does not meet program eligibility criteria.

Restitution

The financial act of re-payment for loss or damages.

Screened

A process by which a person with only an eligible offense(s) is considered for participation. This process includes a review of subject's prior criminal history, ties to the community as well as the person's willingness to participate.

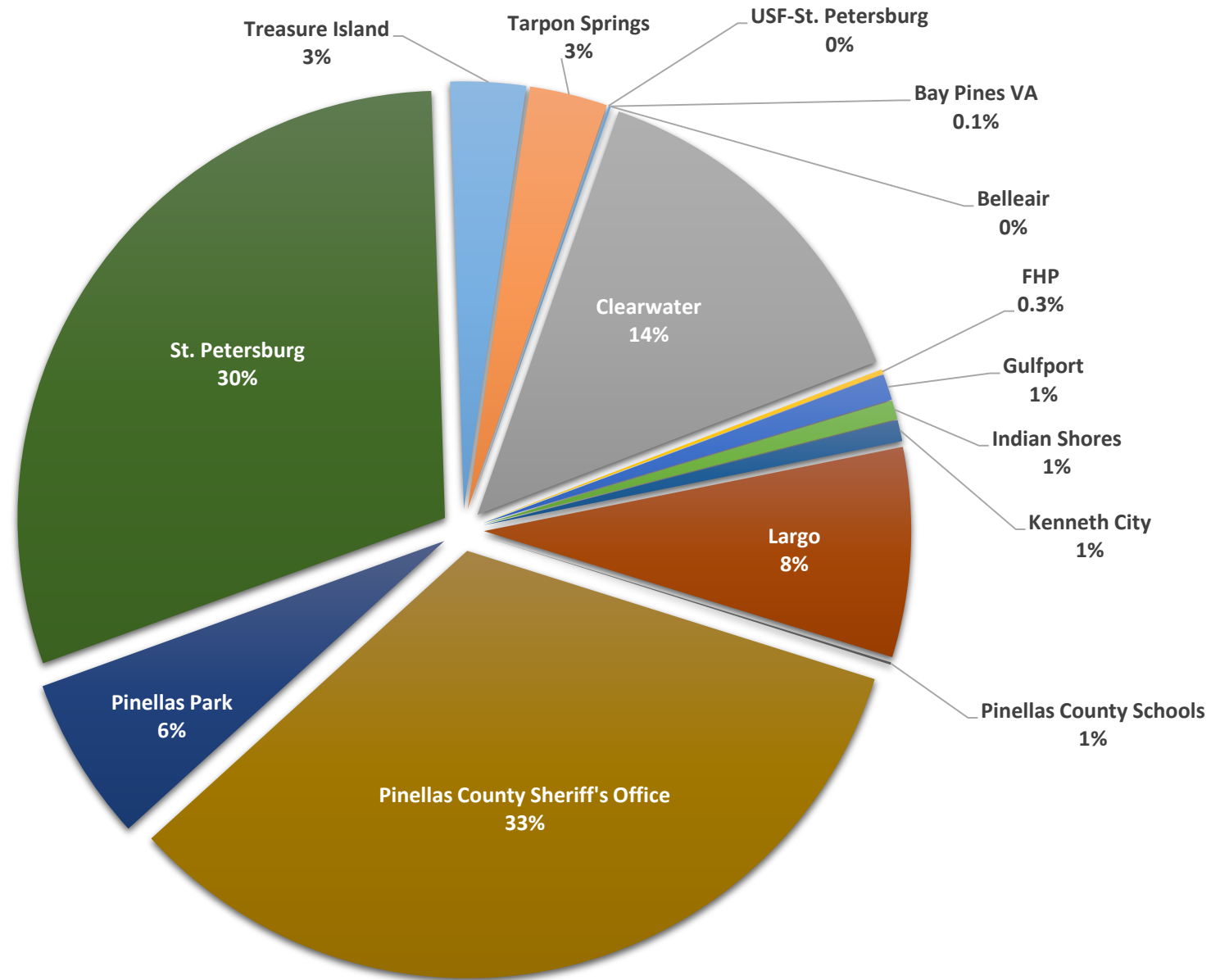
Successful Program Completion

Any accepted participant who completes all program requirements.

Unsuccessful Program Completion

Any accepted participant who is non-compliant with any program requirement and deemed permanently ineligible.

OVERVIEW OF ACTIVITY (ALL AGENCIES) APRIL 1, 2017 - JUNE 30, 2017



This chart represents each agencies' involvement to include Arrests, Notice of Referrals and Notice to Appear of the 1,123 screened candidates.

PARTICIPANT HOME ADDRESS / ZIP CODE (ALL AGENCIES)

PARTICIPANT HOME ADDRESS			
LOCATION	CITY	UNINCORPORATED	TOTAL
ST. PETERSBURG	103	15	118
CLEARWATER	49	15	64
LARGO	27	8	35
PALM HARBOR	0	24	24
PINELLAS PARK	22	0	22
SEMINOLE	11	5	16
TARPON SPRINGS	12	2	14
DUNEDIN	11	2	13
OLDSMAR	7	0	7
SAFETY HARBOR	5	0	5
KENNETH CITY	3	0	3
ST. PETE BEACH	3	0	3
TIERRA VERDE	0	3	3
MADEIRA BEACH	2	0	2
GULFPORT	2	0	2
TREASURE ISLAND	2	0	2
INDIAN ROCKS BEACH	1	0	1
REDINGTON BEACH	1	0	1
BELLEAIR BLUFFS	1	0	1
SUBTOTAL	262	74	336
OTHER*			66
TOTAL			402

The table above shows where the APAD participants live and compares municipalities to respective unincorporated areas.

*Other includes: no address, listed as transient or lives outside Pinellas County where the address could not be validated by the geo-coding software.

ZIP CODES								
LOCATION	ZIP CODE	COUNT	LOCATION	ZIP CODE	COUNT	LOCATION	ZIP CODE	COUNT
ST. PETERSBURG	33712	20	CLEARWATER	33764	8	ST. PETERSBURG	33708	4
ST. PETERSBURG	33705	17	LARGO	33760	7	CLEARWATER	33763	4
CLEARWATER	33756	16	SEMINOLE	33777	7	LARGO	33773	4
PALM HARBOR	34683	15	OLDSMAR	34677	7	ST. PETERSBURG	33714	3
PINELLAS PARK	33781	14	ST. PETERSBURG	33703	6	ST. PETERSBURG	33715	3
TARPON SPRINGS	34689	14	ST. PETE BEACH	33706	6	CLEARWATER	33762	3
ST. PETERSBURG	33709	13	CLEARWATER	33765	6	SEMINOLE	33772	3
ST. PETERSBURG	33710	13	LARGO	33774	6	SEMINOLE	33776	3
ST. PETERSBURG	33713	13	LARGO	33778	6	GULFPORT	33707	2
CLEARWATER	33755	13	OLDSMAR	34685	6	FRANKLIN, NC	28734	1
LARGO	33770	12	ST. PETERSBURG	33702	5	ST. PETERSBURG	33713	1
DUNEDIN	34698	11	ST. PETERSBURG	33716	5	GULFPORT	33784	1
ST. PETERSBURG	33701	10	CLEARWATER	33761	5	INDIAN ROCKS BEACH	33785	1
LARGO	33771	10	PINELLAS PARK	33782	5	TARPON SPRINGS	34688	1
ST. PETERSBURG	33711	8	PALM HARBOR	34684	5			
CLEARWATER	33759	8	SAFETY HARBOR	34695	5			

The table above lists where the accepted APAD participants live ranked by zip code volume.

RACE SCREENED CANDIDATES (ALL AGENCIES)

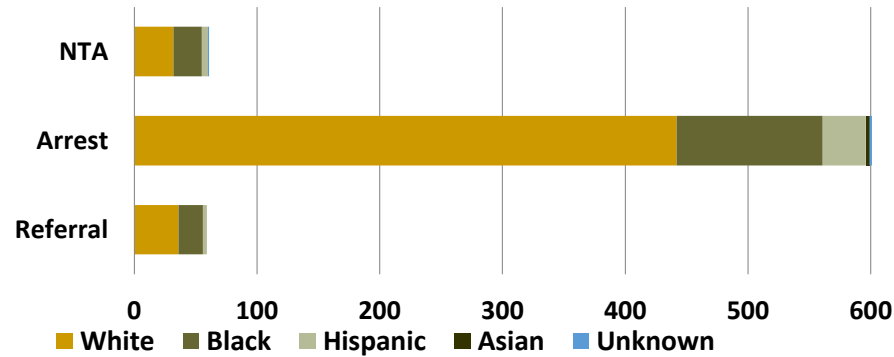
Ineligible

	Referral	Arrest	NTA	Total	
White	36	442	32	510	71%
Black	20	119	23	162	22%
Hispanic	3	35	5	43	6%
Asian	0	3	0	3	0.4%
Unknown	0	2	1	3	0.4%
Total	59	601	61	721	
	8%	83%	8%		100%

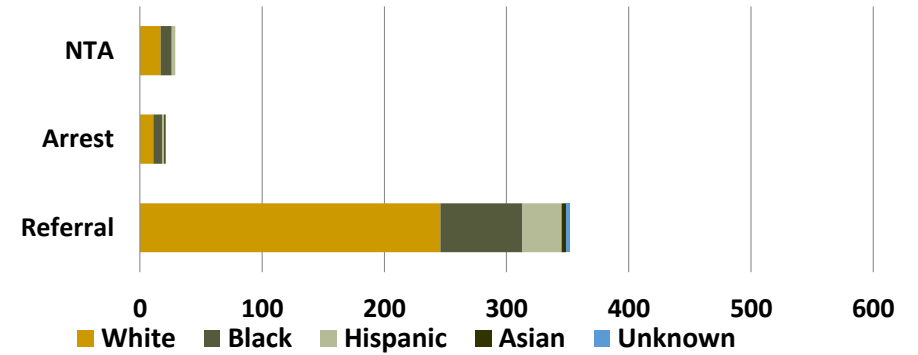
Total - 1123

Accepted

	Referral	Arrest	NTA	Total	
White	246	11	17	274	68%
Black	67	7	9	83	21%
Hispanic	32	2	3	37	9%
Asian	4	1	0	5	1%
Unknown	3	0	0	3	1%
Total	352	21	29	402	
	88%	5%	7%		100%



64% of all screened were ineligible.



36% of all screened were accepted.

GENDER SCREENED CANDIDATES (ALL AGENCIES)

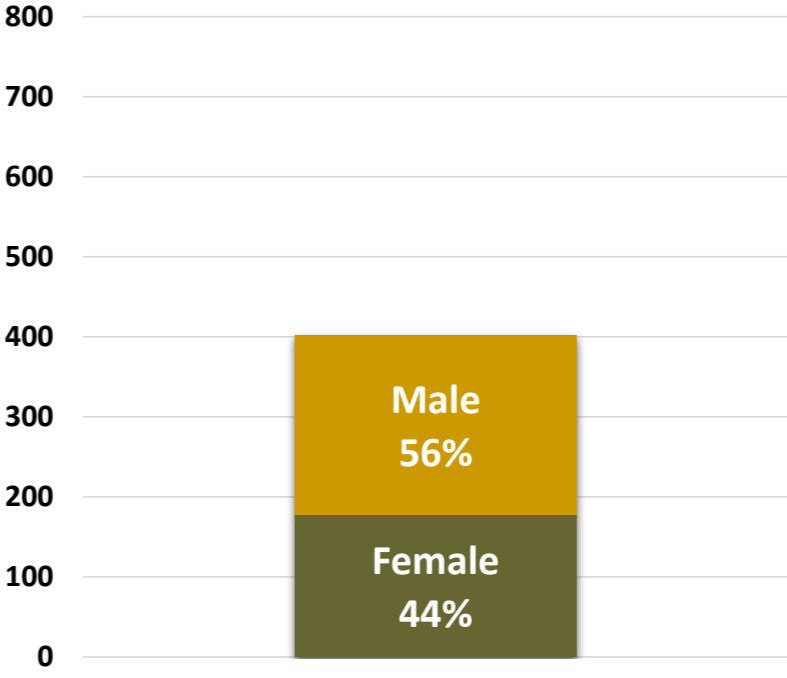
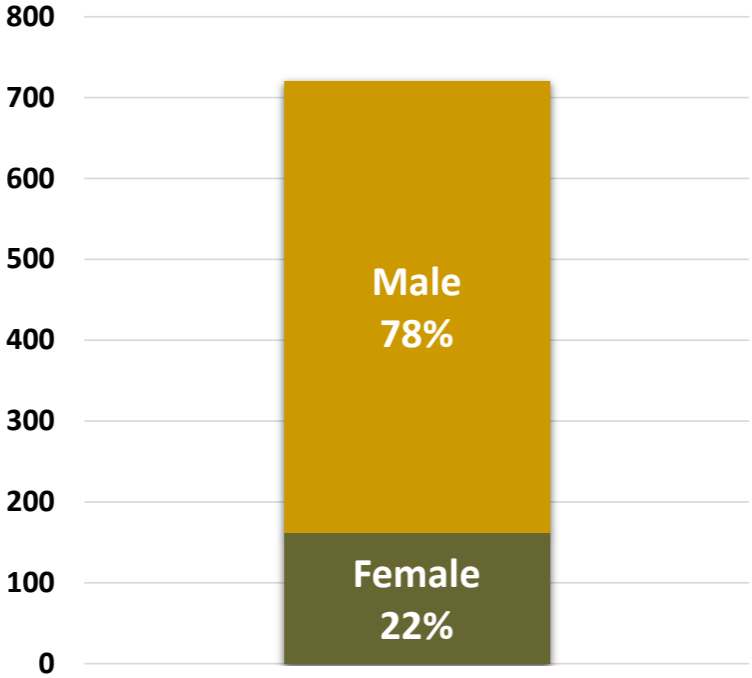
Ineligible

Female	Male	Total
162	559	721

Total - 1123

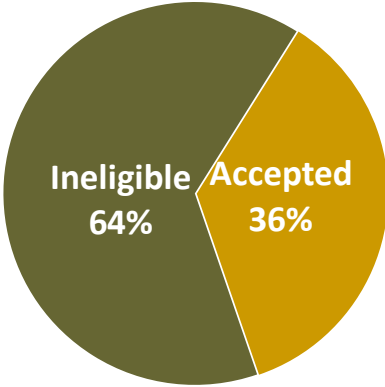
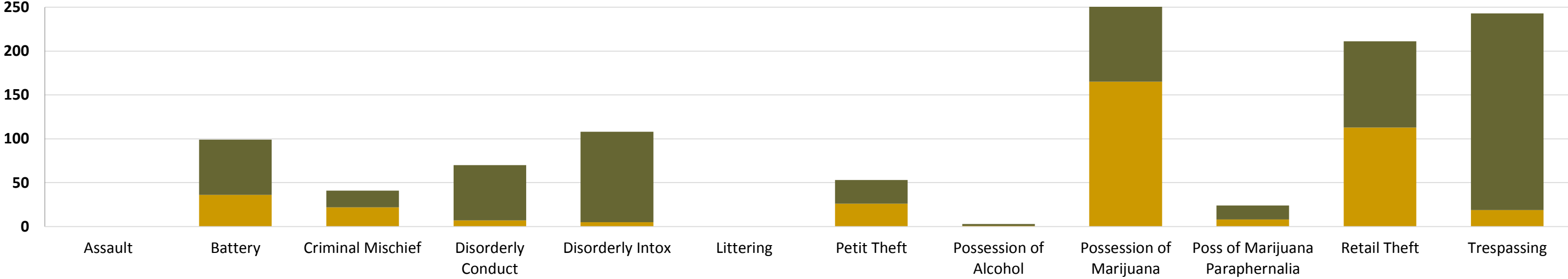
Accepted

Female	Male	Total
178	224	402



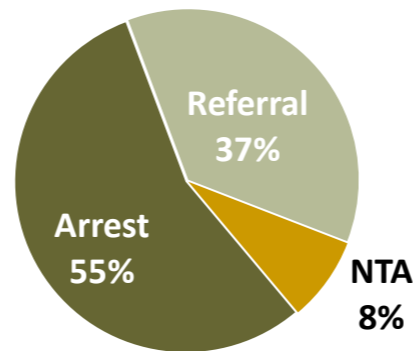
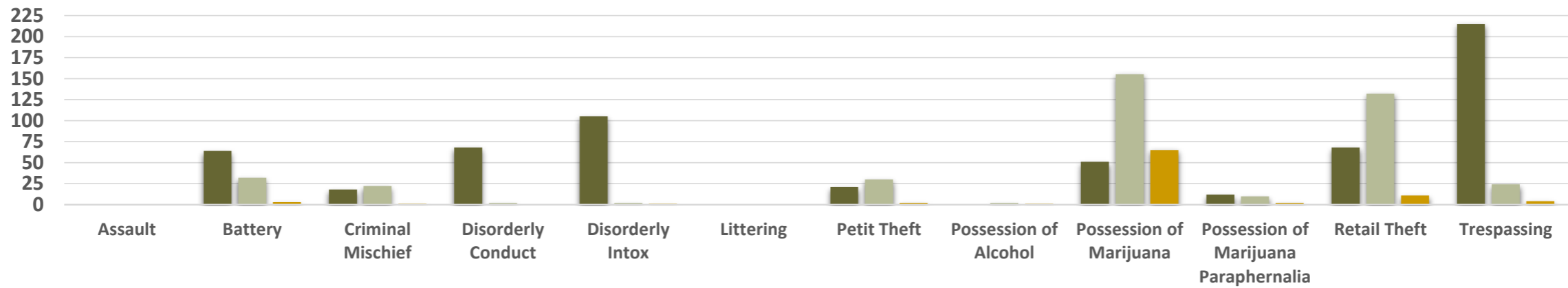
ELIGIBLE OFFENSES (ALL AGENCIES)

Offense	Ineligible		Accepted		Total	
Assault	0	0%	0	0%	0	0%
Battery	63	9%	36	9%	99	9%
Criminal Mischief	19	3%	22	5%	41	4%
Disorderly Conduct	63	9%	7	2%	70	6%
Disorderly Intox	103	14%	5	1%	108	10%
Littering	0	0%	0	0%	0	0%
Petit Theft	27	4%	26	6%	53	5%
Possession of Alcohol	2	0.3%	1	0.2%	3	0.3%
Possession of Marijuana	106	15%	165	41%	271	24%
Poss of Marijuana Paraphernalia	16	2%	8	2%	24	2%
Retail Theft	98	14%	113	28%	211	19%
Trespassing	224	31%	19	5%	243	22%
Total	721	100%	402	100%	1123	100%



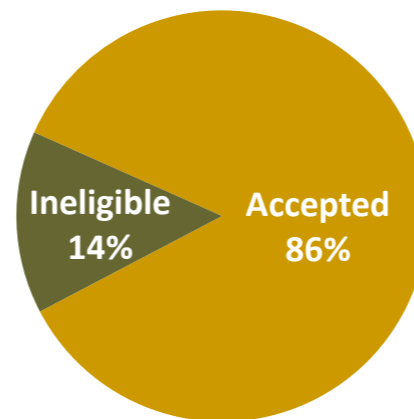
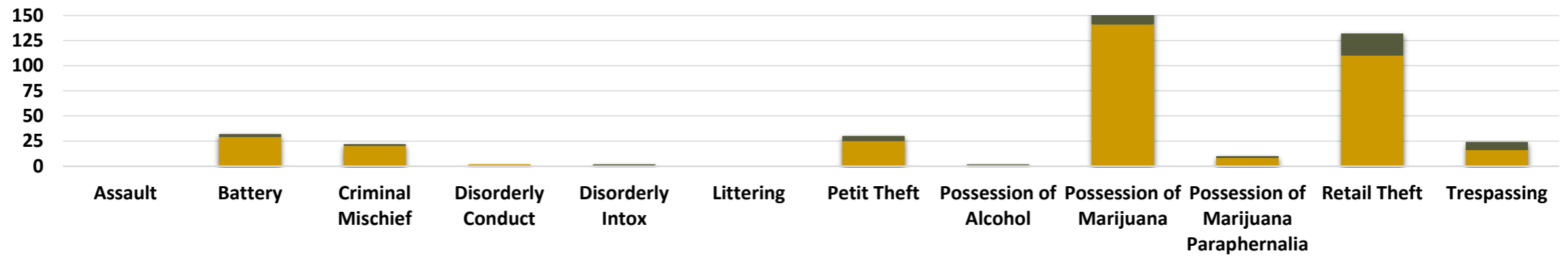
LAW ENFORCEMENT ACTIVITY BY OFFENSE (ALL AGENCIES)

	Assault	Battery	Criminal Mischief	Disorderly Conduct	Disorderly Intox	Littering	Petit Theft	Possession of Alcohol	Possession of Marijuana	Possession of Marijuana Paraphernalia	Retail Theft	Trespassing	Total	
Arrest	0	64	18	68	105	0	21	0	51	12	68	215	622	55%
Referral	0	32	22	2	2	0	30	2	155	10	132	24	411	37%
NTA	0	3	1	0	1	0	2	1	65	2	11	4	90	8%
Total	0	99	41	70	108	0	53	3	271	24	211	243	1123	100%
	0%	9%	4%	6%	10%	0%	5%	0.3%	24%	2%	19%	22%		




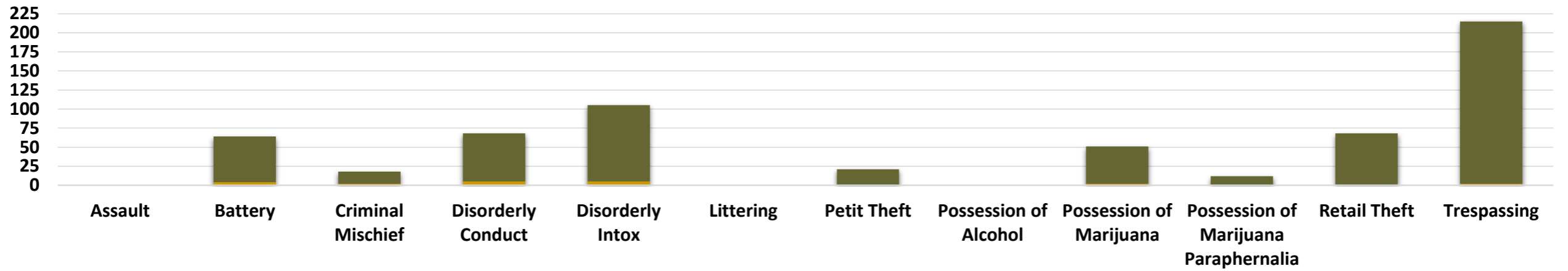
REFERRAL BY OFFENSE - LAW ENFORCEMENT (ALL AGENCIES)

	Assault	Battery	Criminal Mischief	Disorderly Conduct	Disorderly Intox	Littering	Petit Theft	Possession of Alcohol	Possession of Marijuana	Possession of Marijuana Paraphernalia	Retail Theft	Trespassing	Total	
Accepted	0	29	20	2	0	0	25	1	141	8	110	16	352	86%
Ineligible	0	3	2	0	2	0	5	1	14	2	22	8	59	14%
Total	0	32	22	2	2	0	30	2	155	10	132	24	411	100%
	0%	8%	5%	0.5%	0.5%	0%	7%	0.5%	38%	2%	32%	6%		



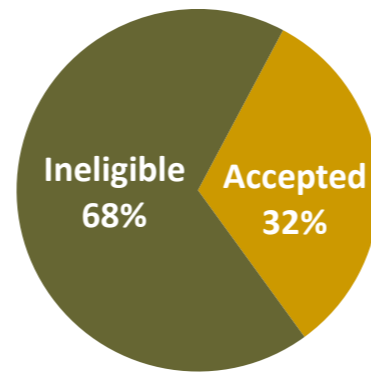

ARREST BY OFFENSE - APAD REVIEW PRE-BOOKING (ALL AGENCIES)

	Assault	Battery	Criminal Mischief	Disorderly Conduct	Disorderly Intox	Littering	Petit Theft	Possession of Alcohol	Possession of Marijuana	Possession of Marijuana Paraphernalia	Retail Theft	Trespassing	Total	
Accepted	0	4	2	5	5	0	0	0	2	0	1	2	21	3%
Ineligible	0	60	16	63	100	0	21	0	49	12	67	213	601	97%
Total	0	64	18	68	105	0	21	0	51	12	68	215	622	100%
	0%	10%	3%	11%	17%	0%	3%	0%	8%	2%	11%	35%		

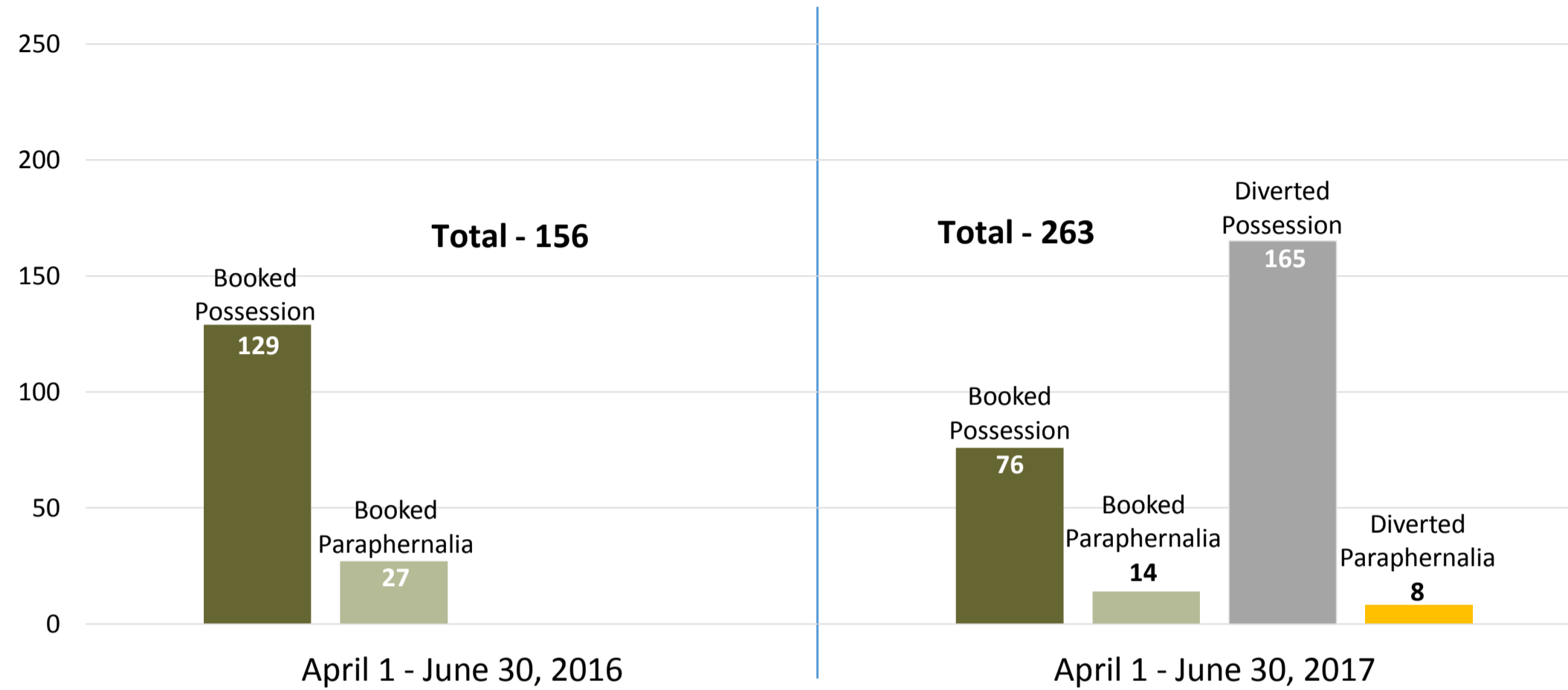


NOTICE TO APPEAR BY OFFENSE - APAD REVIEW PRE-CASE ASSIGNMENT (ALL AGENCIES)

	Assault	Battery	Criminal Mischief	Disorderly Conduct	Disorderly Intox	Littering	Petit Theft	Possession of Alcohol	Possession of Marijuana	Possession of Marijuana Paraphernalia	Retail Theft	Trespassing	Total	
Accepted	0	3	0	0	0	0	1	0	22	0	2	1	29	32%
Ineligible	0	0	1	0	1	0	1	1	43	2	9	3	61	68%
Total	0	3	1	0	1	0	2	1	65	2	11	4	90	100%
	0%	3%	1%	0%	1%	0%	2%	1%	72%	2%	12%	4%		



MARIJUANA RELATED OFFENSES JAIL BOOKING COMPARISON April 1 - June 30, 2016 / 2017



This chart compares individuals with only eligible marijuana related offenses.

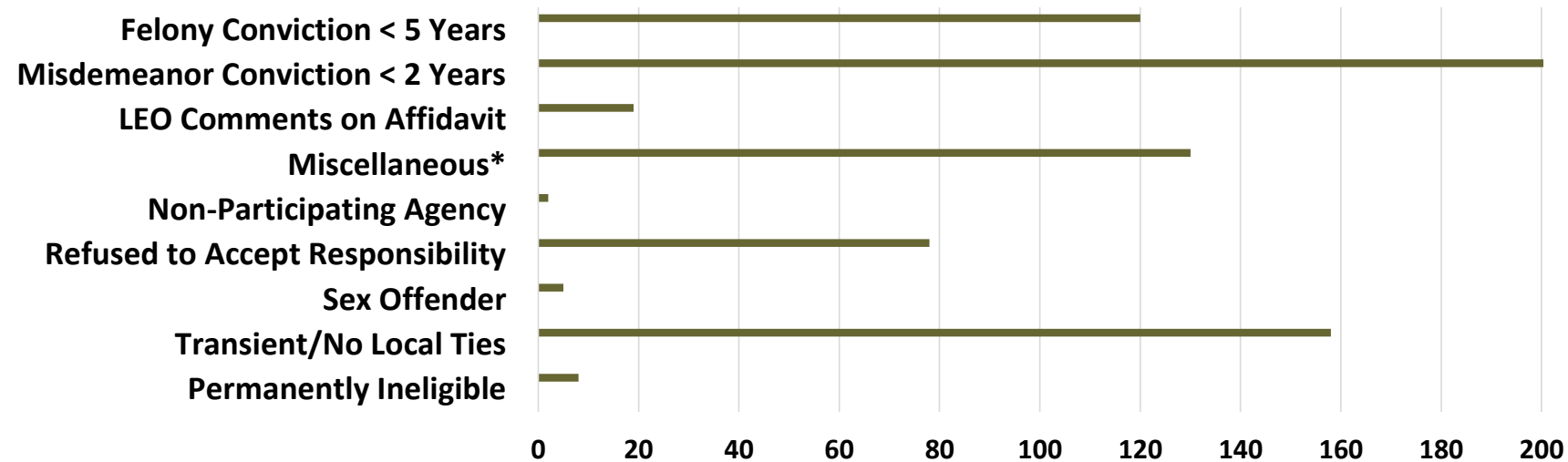
Between April 1, 2016 - June 30, 2016, 156 individuals were booked into jail specifically for marijuana related offenses.

Between April 1, 2017 - June 30, 2017, 263 individuals were screened for eligible marijuana related offenses representing an overall increase of 69%.

Of the 263 individuals, 90 or 34% did not qualify for diversion and were booked into jail, while 173 or 66% were successfully diverted.

REASONS FOR INELIGIBILITY DURING SCREENING (ALL AGENCIES)

Felony Conviction < 5 Years	120	17%
Misdemeanor Conviction < 2 Years	201	28%
LEO Comments on Affidavit	19	3%
Miscellaneous*	130	18%
Non-Participating Agency	2	0.3%
Refused to Accept Responsibility	78	11%
Sex Offender	5	1%
Transient/No Local Ties	158	22%
Permanently Ineligible**	8	1%
Total	721	100%

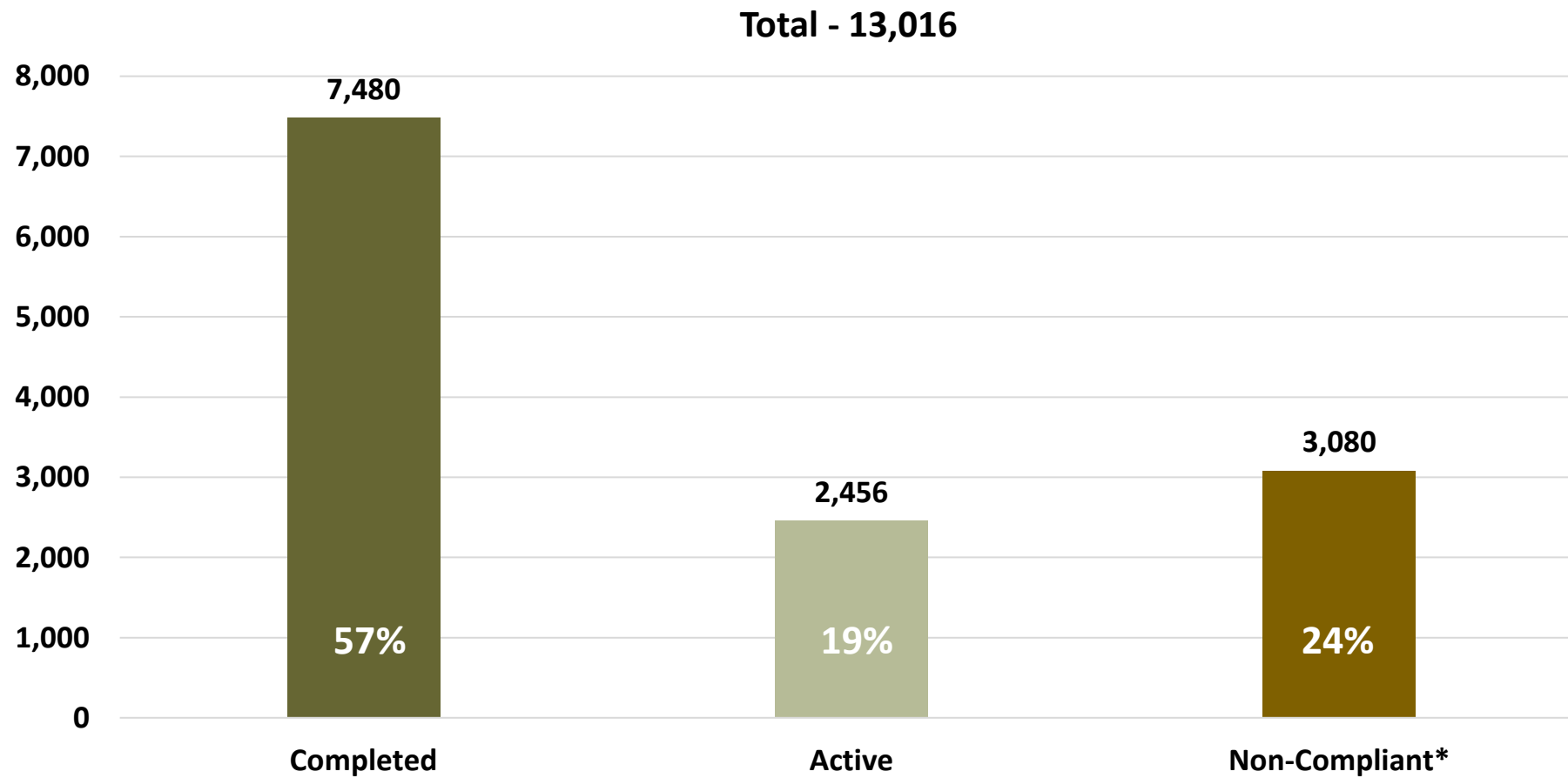


*Includes: addition of ineligible offense, warrants, extensive criminal history, unable to establish contact with information provided on referral/NTA.

**Includes: any participant who fails to complete any program requirement or any person who is precluded from the program based on eligibility criteria.

COMMUNITY SERVICE HOURS (ALL AGENCIES)

Completed	7,480
Active	2,456
Non-Compliant*	3,080
Total	13,016



*127 participants failed to complete any of their 24 hours of community service and are now permanently ineligible.

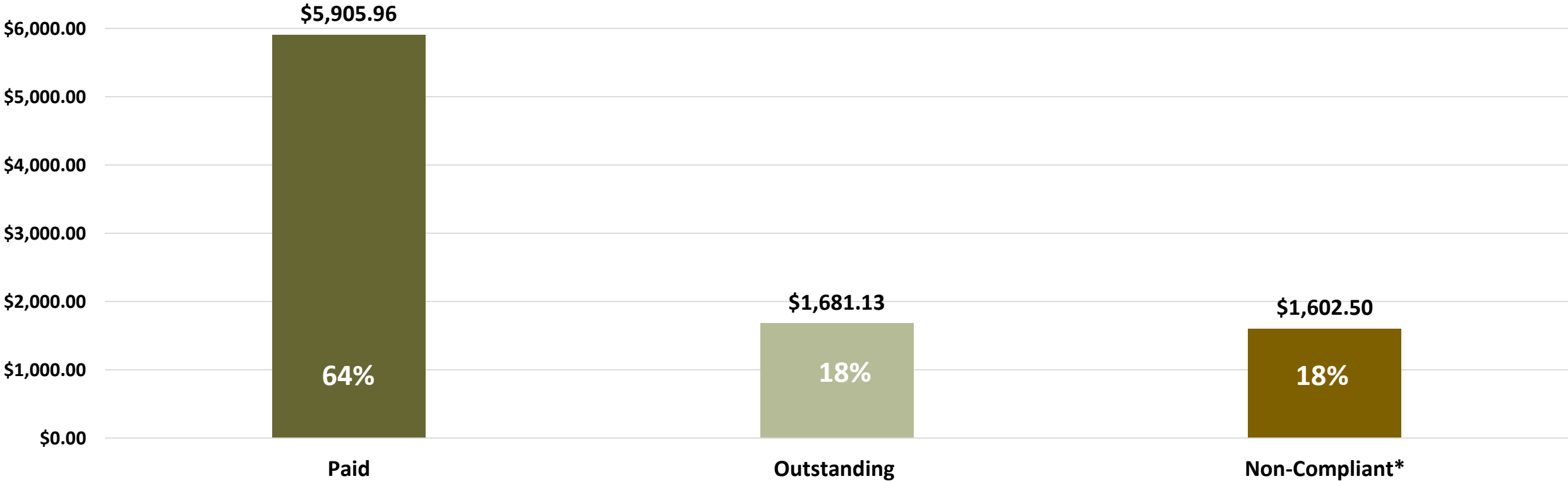
RESTITUTION (ALL AGENCIES)

Battery	1	\$200.00	3%
Criminal Mischief	4	\$905.00	15%
Petit Theft	4	\$615.91	10%
Retail Theft	33	\$4,185.05	71%
Total	42	\$5,905.96	100%

Criminal Mischief	5	\$1,300.00	77%
Petit Theft	5	\$250.05	15%
Retail Theft	7	\$131.08	8%
Total	17	\$1,681.13	100%

Criminal Mischief	3	\$500.00	31%
Petit Theft	6	\$588.99	37%
Retail Theft	8	\$513.51	32%
Total	17	\$1,602.50	100%

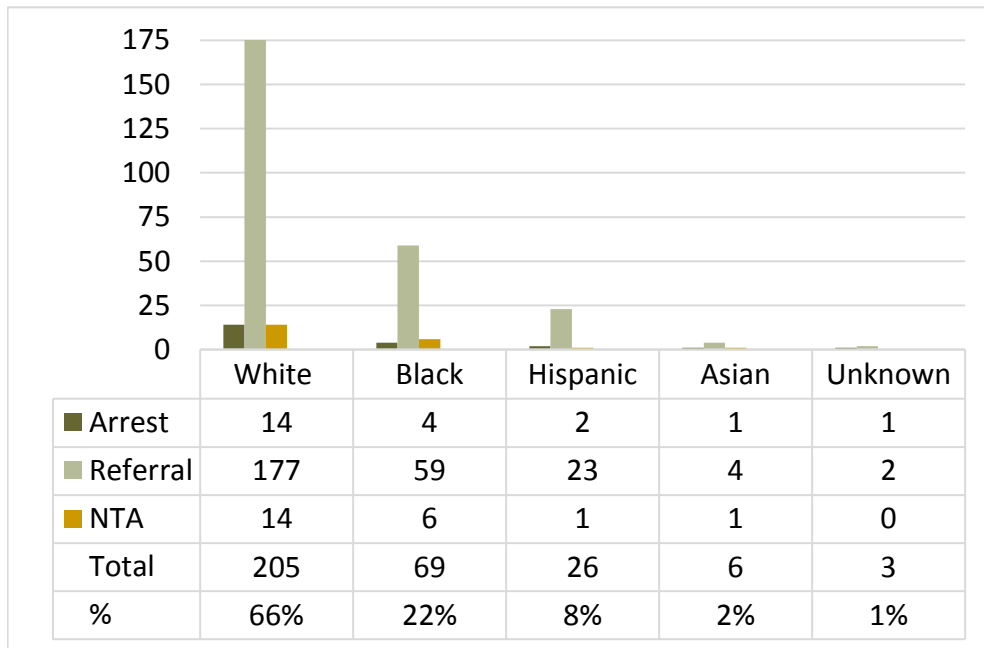
Total - \$9,189.59



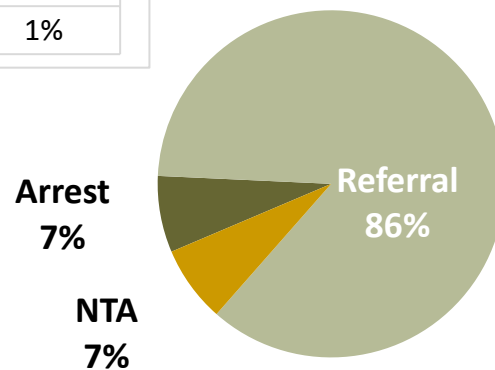
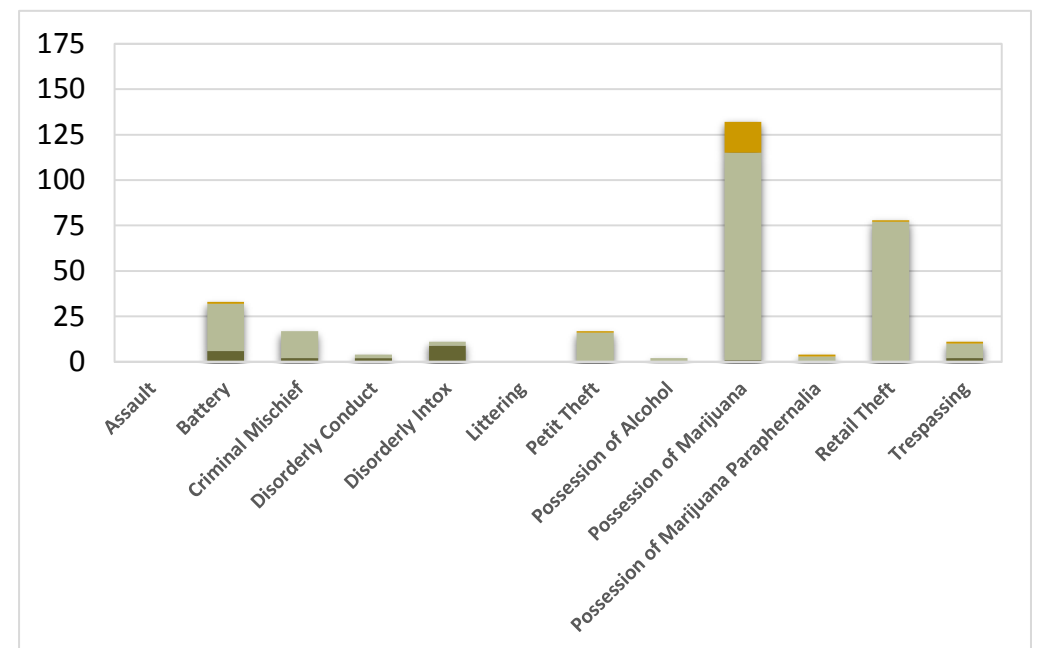
*17 participants failed to complete restitution and are now permanently ineligible.
 \$300 was the largest single amount not paid by a non-compliant participant (Criminal Mischief).

SUCCESSFUL PROGRAM COMPLETIONS (ALL AGENCIES)

	Assault	Battery	Criminal Mischief	Disorderly Conduct	Disorderly Intox	Littering	Petit Theft	Possession of Alcohol	Possession of Marijuana	Possession of Marijuana Paraphernalia	Retail Theft	Trespassing	Total	
Arrest	0	6	2	2	9	0	0	0	1	0	0	2	22	7%
Referral	0	26	15	2	2	0	16	2	114	3	77	8	265	86%
NTA	0	1	0	0	0	0	1	0	17	1	1	1	22	7%
Total	0	33	17	4	11	0	17	2	132	4	78	11	309	100%
	0%	11%	6%	1%	4%	0%	6%	1%	43%	1%	25%	4%		

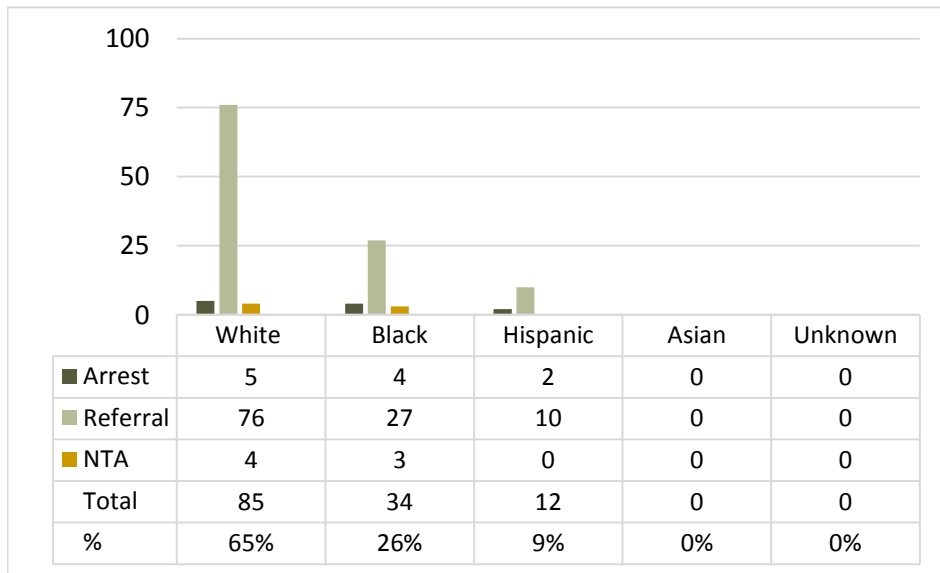


Total - 309

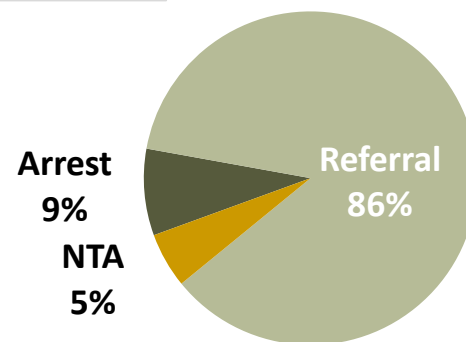
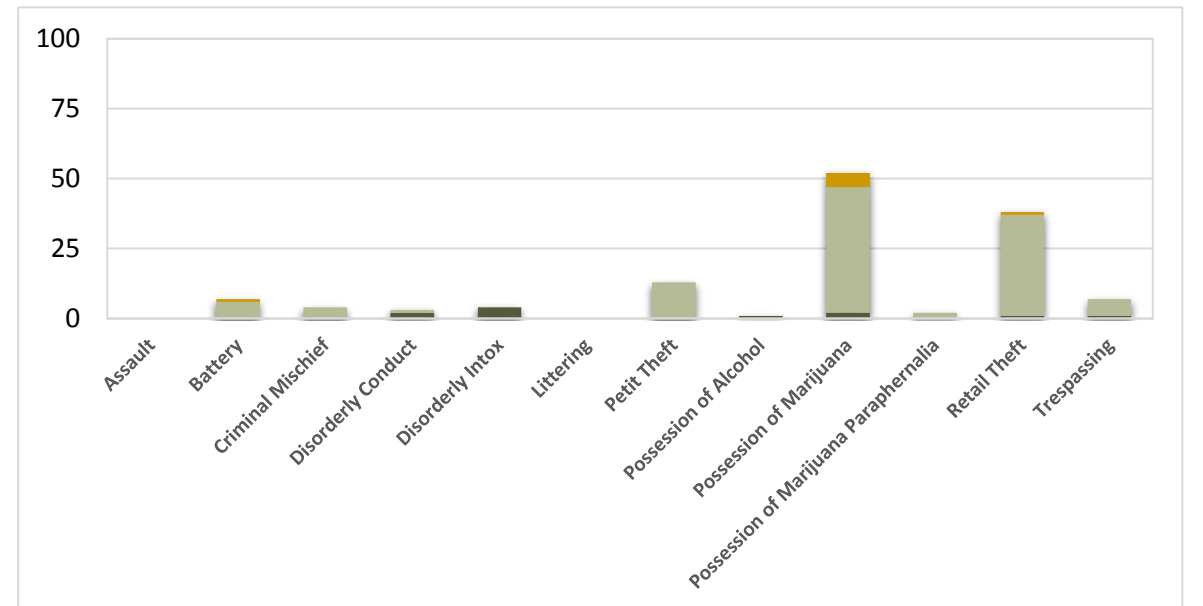


UNSUCCESSFUL PROGRAM COMPLETIONS DUE TO NON-COMPLIANCE (ALL AGENCIES)

	Assault	Battery	Criminal Mischief	Disorderly Conduct	Disorderly Intox	Littering	Petit Theft	Possession of Alcohol	Possession of Marijuana	Possession of Marijuana Paraphernalia	Retail Theft	Trespassing	Total	
Arrest	0	0	0	2	4	0	0	1	2	0	1	1	11	9%
Referral	0	6	4	1	0	0	13	0	45	2	36	6	113	86%
NTA	0	1	0	0	0	0	0	0	5	0	1	0	7	5%
Total	0	7	4	3	4	0	13	1	52	2	38	7	131	101%
	0%	5%	3%	2%	3%	0%	10%	1%	40%	2%	29%	5%		



Total - 131



*46 failed to report within 48 hours.